




UNICO SMART

2.7 kW of power



HEAT PUMP

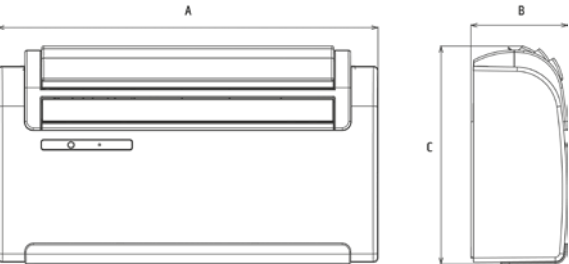
Heat pump air conditioner. Thanks to this feature you can replace or support traditional heating in intermediate seasons (only in HP version).

FEATURES

- Power: 2.7 kW
- Available in the versions: SF (Cool Only) - HP (Heat Pump)
- Cooling class **A**
- R410A refrigerant gas*
- Top or bottom wall installation
- Ease of installation: Unico can be installed from the inside in just a few minutes
- Equipped with a multi-filtering system, consisting of an electrostatic filter (with anti-dust function) and activated carbon filter (effective against unpleasant odours).
- Wireless wall control (Optional)
- Multifunction remote control
- 24h timer

















FUNCTIONS

- Fan only mode**
- Dehumidification only mode**
- Auto mode:** changes parameters depending on ambient temperature.
- Sleep mode:** gradually increases the temperature set and ensures reduced noise for greater wellbeing at night.



UNICO SMART			
A	B	C	Weight
902 mm	229 mm	516 mm	40 kg

* Hermetically sealed equipment containing fluorinated gas with GWP equivalent 2088.

			Unico Smart 10 SF	Unico Smart 10 HP	Unico Smart 12 SF	Unico Smart 12 HP
PRODUCT CODE			01491	01492	01493	01494
EAN CODE			8021183014914	8021183014921	8021183014938	8021183014945
Cooling power (min/max)		kW	-	-	-	-
Heating power (min/max)		kW	-	-	-	-
Nominal cooling capacity (1)	P rated	kW				
Nominal heating capacity (1)	P rated	kW	-		-	
Nominal power consumption for cooling (1)	PEER	kW	0,9	0,9	1,0	1,0
Nominal absorption for cooling (1)		A	3,7	3,7	4,3	4,3
Nominal power consumption for heating (1)	PCOP	kW	-	0,7	-	0,8
Nominal absorption for heating (1)		A	-	3,0	-	3,3
Nominal energy efficiency index (1)	EERd		2,6	2,6	2,6	2,6
Nominal efficiency coefficient (1)	COPd		-	3,1	-	3,1
Energy efficiency class in cooling (1)						
Energy efficiency class in heating (1)			-		-	
Energy consumption in "thermostat off" mode	PTO	W	14,0	14,0	14,0	14,0
Energy consumption in "standby" mode (EN 62301)	PSB	W	0,5	0,5	0,5	0,5
Energy consumption for double pipe appliances (1) cooling	QDD	kWh/h	0,9	0,9	1,0	1,0
Energy consumption for double pipe appliances (1) heating	QDD	kWh/h	-	0,7	-	0,8
Supply voltage		V-F-Hz	230-1-50	230-1-50	230-1-50	230-1-50
Supply voltage (min/max)		V	198 / 264	198 / 264	198 / 264	198 / 264
Maximum power consumption in cooling mode (1)		kW	-	-	-	-
Maximum absorption in cooling mode (1)		A	-	-	-	-
Maximum power consumption in heating mode (1)		kW	-	-	-	-
Maximum absorption in heating mode (1)		A	-	-	-	-
Maximum power consumption with electric resistance heating		kW	-	-	-	-
Maximum absorption with electric resistance heating		A	-	-	-	-
Dehumidification capacity		l/h	0,9	1,1	0,9	1,1
Air flow rate in cooling environment (max/med/min)		m³/h	490 / 430 / 360	490 / 430 / 360	490 / 430 / 360	490 / 430 / 360
Air flow rate in heating environment (max/med/min)		m³/h	-	410 / 350 / 270	-	450 / 400 / 330
Air flow rate with electric resistance heating environment		m³/h	-	-	-	-
External air flow rate in cooling (max/min)		m³/h	520 / 350	520 / 350	520 / 350	500 / 340
External air flow rate in heating (max/min)		m³/h	-	520 / 350	-	500 / 340
Internal ventilation speed			3	3	3	3
External ventilation speed			3	3	3	3
Diameter wall holes**		mm	162/202	162/202	162/202	162/202
Electric resistance heating			-	-	-	-
Maximum remote control range (distance / angle)		m / °	8 / ±80°	8 / ±80°	8 / ±80°	8 / ±80°
Dimensions (W x H x D) (without packaging)		mm	902 x 516 x 229	902 x 516 x 229	902 x 516 x 229	902 x 516 x 229
Dimensions (W x H x D) (with packaging)		mm	980 x 610 x 350	980 x 610 x 350	980 x 610 x 350	980 x 610 x 350
Weight (without packaging)		Kg	40	40	40	40
Weight (with packaging)		kg	44	44	44	44
Internal sound pressure (Min Max) (2)		dB(A)				
Internal sound power level (EN 12102)	LWA	dB(A)	56	56	57	57
Degree of protection provided by covers			IP 20	IP 20	IP20	IP 20
Refrigerant gas*		Type	R410A	R410A	R410A	R410A
Global warming potential	GWP		2088	2088	2088	2088
Refrigerant gas charge		kg	0,48	0,65	0,54	0,55
Maximum operating pressure		Mpa	3,6	3,6	3,6	3,6
Power cable (N° pole x section mm²)			3 x 1,5	3 x 1,5	3 x 1,5	3 x 1,5

LIMITS OF OPERATING CONDITIONS

Indoor ambient temperature	Maximum temperature in cooling	DB 35°C - WB 24°C
	Minimum temperature in cooling	DB 18°C
	Maximum temperature in heating	DB 27°C
	Minimum temperature in heating	-
Outdoor ambient temperature	Maximum temperature in cooling	DB 43°C - WB 32°C
	Minimum temperature in cooling	-
	Maximum temperature in heating	DB 24°C - WB 18°C
	Minimum temperature in heating	DB -15°C

(1) Test conditions: the data refer to the EN14511 standard - HEATING MODE: Temperature: outdoor environment DB 7°C / WB 6°C; indoor environment DB 20°C / WB 15°C

COOLING MODE: outdoor ambient temperature DB 35°C / WB 24°C; indoor environment DB 27°C / WB 19°C

(2): Declaration of test data in a semi-anechoic chamber at a distance of 2m, minimum pressure in ventilation only.

* Hermetically sealed equipment containing fluorinated GAS with GWP equivalent to 2088

** Machine supplied with 202 mm wall opening grilles. If necessary, to replace an old Unico, the machine can also be installed with holes of 162 mm in diameter.